

janet

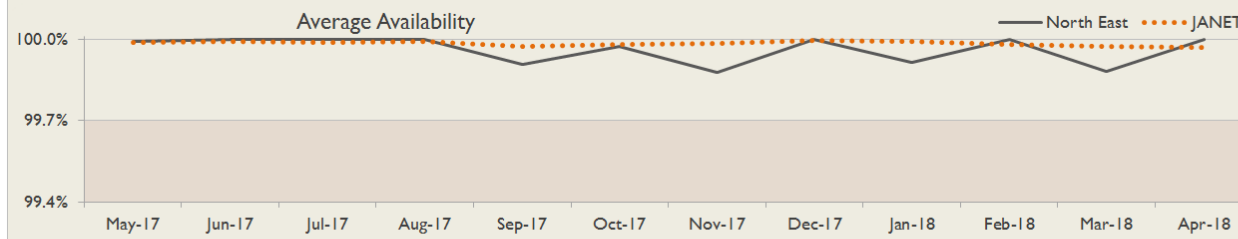
North East Service Report

April 2018

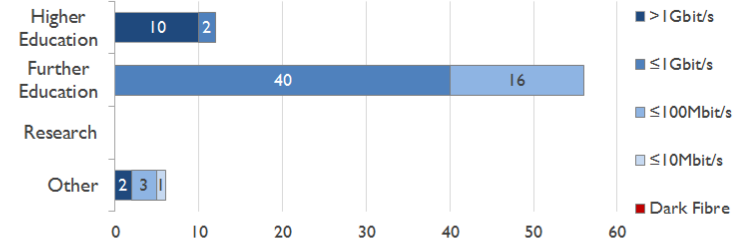


Service Reliability

The SLA sets a target minimum of 99.7% availability for each service averaged over a 12 month rolling period

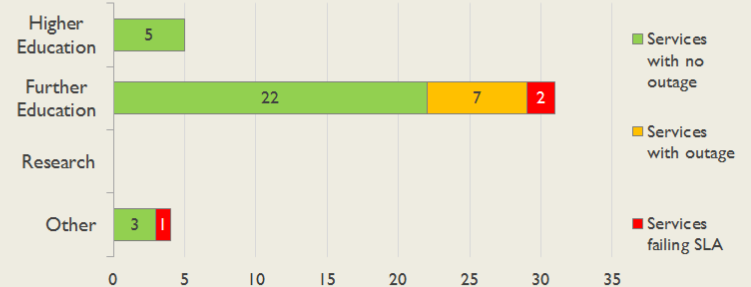


Connections in North East by Contractual Bandwidth



Average Availability of All Services in North East				Average Availability of All Services in Janet			
Apr 2018	Equivalent Unavailability in Minutes per Service	12 Months Rolling	Equivalent Unavailability in Minutes per Service	Apr 2018	Equivalent Unavailability in Minutes per Service	12 Months Rolling	Equivalent Unavailability in Minutes per Service
100%	0	99.96%	203	99.97%	13	99.98%	86
Mean Time to Repair		Average Faults per Service per Year		Mean Time to Repair		Average Faults per Service per Year	
6h 17m		0.29		4h 59m		0.36	
Based on 25 faults over the last 24 months				Based on 835 faults over the last 24 months			

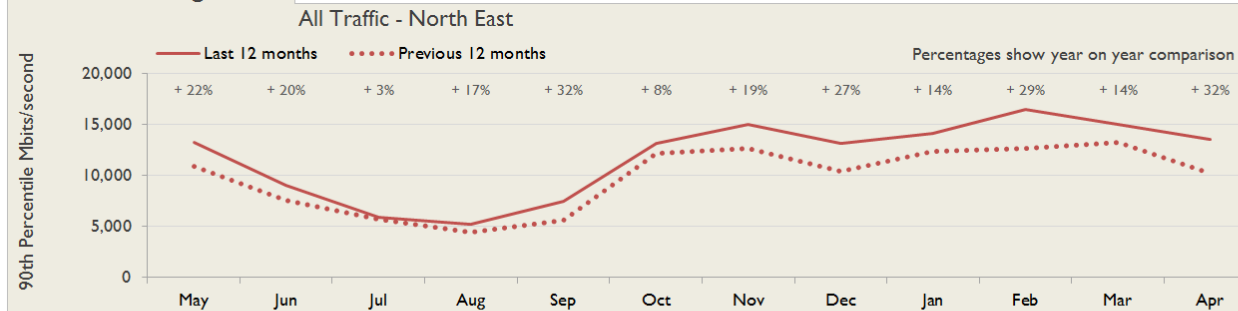
North East Service Outages - Last 12 Months



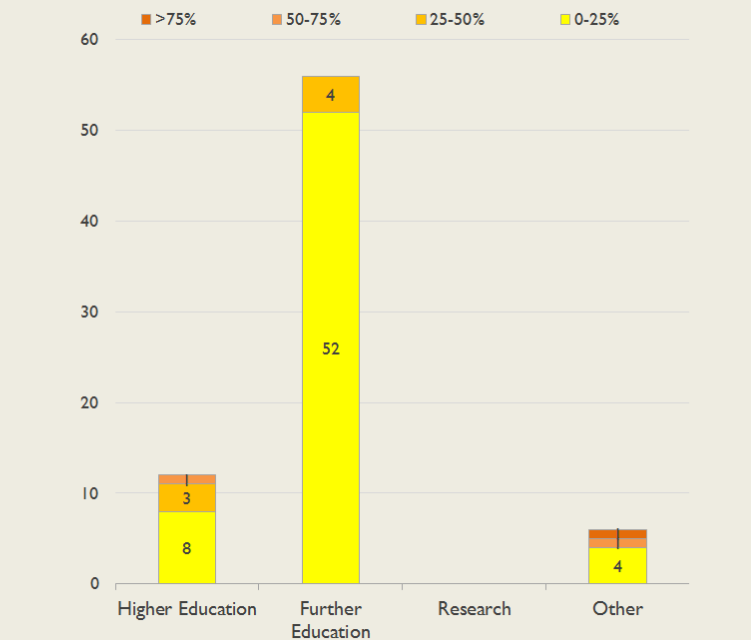
NB: Periods of scheduled and emergency maintenance are not included in reliability performance statistics

Connection Usage

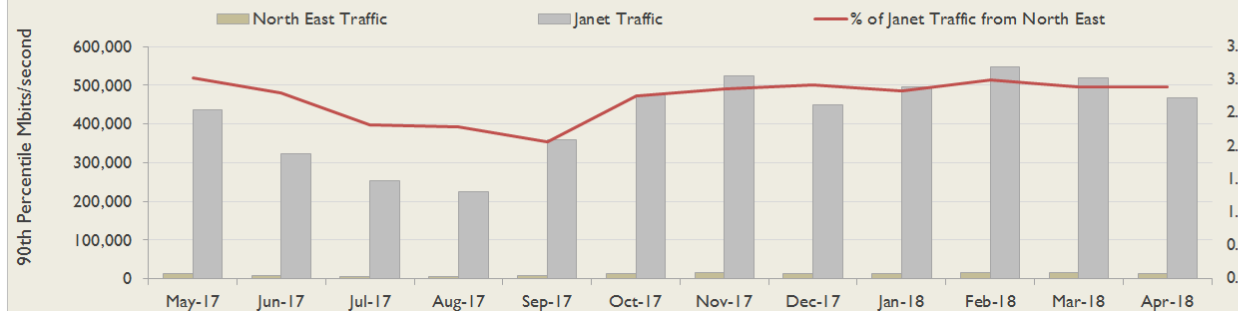
Traffic usage is expressed as the sum, in megabits per second, of 90th percentile readings taken during the month, in whichever direction is the greater, for all links being charted



% Utilisation of Available Contractual Bandwidth at 90th Percentile



North East Traffic Against Janet Traffic



Service Availability

The SLA target sets a minimum of 99.7% availability for each customer, averaged over a 12 month rolling period

Periods of scheduled and emergency maintenance are discounted when calculating availability of services

Monthly and annual availabilities falling below 99.7% are highlighted

* Service has resilience - where an organisation retains connectivity during an outage period by means of a second connection, the outage is not counted against its availability figures

Service	May 17	Jun 17	Jul 17	Aug 17	Sep 17	Oct 17	Nov 17	Dec 17	Jan 18	Feb 18	Mar 18	Apr 18	12 Month Rolling Availability
Bishop Auckland College, Woodhouse Lane Campus [1]	99.87%	100%	100%	100%	100%	100%	100%	100%	100%	100%	100%	100%	99.99%
Bishop Auckland College, Woodhouse Lane Campus [2] *	100%	100%	100%	100%	100%	98.91%	100%	100%	100%	100%	100%	100%	99.91%
Cleveland College of Art and Design, CCAD Hartlepool	100%	100%	100%	100%	100%	100%	99.90%	100%	100%	100%	100%	100%	>99.99%
Cleveland College of Art and Design, CCAD Middlesbrough *	100%	100%	100%	100%	100%	100%	100%	100%	100%	100%	100%	100%	100%
Darlington College *	100%	100%	100%	100%	100%	100%	100%	100%	100%	100%	100%	100%	100%
Derwentside College *	100%	100%	100%	100%	100%	100%	100%	100%	100%	100%	100%	100%	100%
Durham County Council	100%	100%	100%	100%	100%	100%	100%	100%	100%	100%	95.11%	100%	99.59%
East Durham College, Equine Centre	100%	100%	100%	100%	100%	100%	100%	100%	100%	100%	100%	100%	100%
East Durham College, Houghall Campus *	100%	100%	100%	100%	100%	100%	100%	100%	100%	100%	100%	100%	100%
East Durham College, Peterlee Campus *	100%	100%	100%	100%	100%	100%	100%	100%	100%	100%	100%	100%	100%
Education and Services for People with Autism Limited *	100%	100%	100%	100%	100%	100%	100%	100%	100%	100%	100%	100%	100%
Gateshead College *	100%	100%	100%	100%	100%	100%	100%	100%	100%	100%	100%	100%	100%
Hartlepool College of Further Education, via Teeside University *	100%	100%	100%	100%	100%	100%	100%	100%	100%	100%	100%	100%	100%
Hartlepool College of Further Education, via Telehouse West	99.87%	100%	100%	100%	100%	100%	100%	100%	100%	100%	100%	100%	99.99%

Service	May 17	Jun 17	Jul 17	Aug 17	Sep 17	Oct 17	Nov 17	Dec 17	Jan 18	Feb 18	Mar 18	Apr 18	12 Month Rolling Availability
Jisc Commercial Limited, Rolls Royce	100%	100%	100%	100%	100%	100%	100%	100%	100%	100%	100%	100%	100%
Middlesbrough College *	100%	100%	100%	100%	100%	100%	100%	100%	100%	100%	100%	100%	100%
Middlesbrough Council, Personal & Community Development *	100%	100%	100%	100%	100%	100%	100%	100%	100%	100%	100%	100%	100%
NCG, Newcastle College *	100%	100%	100%	100%	100%	100%	100%	100%	100%	100%	100%	100%	100%
New College Durham, ICT Services	100%	100%	100%	100%	100%	100%	100%	100%	100%	100%	100%	100%	100%
New College Durham, Sports Building	99.87%	100%	100%	100%	100%	100%	100%	100%	100%	100%	100%	100%	99.99%
Northumberland College *	100%	100%	100%	100%	100%	100%	100%	100%	100%	100%	100%	100%	100%
Percy Hedley College *	100%	100%	100%	100%	100%	100%	97.35%	100%	100%	100%	100%	100%	99.78%
Queen Elizabeth Sixth Form College *	100%	100%	100%	100%	100%	100%	100%	100%	100%	100%	100%	100%	100%
Redcar and Cleveland College *	100%	100%	100%	100%	100%	100%	100%	100%	100%	100%	100%	100%	100%
South Tyneside Council, Personal & Community Development *	100%	100%	100%	100%	100%	100%	100%	100%	100%	100%	100%	100%	100%
Stockton Riverside College, via Teeside University *	100%	100%	100%	100%	100%	100%	100%	100%	100%	100%	100%	100%	100%
Sunderland College, Bede Campus *	100%	100%	100%	100%	100%	100%	100%	100%	100%	100%	100%	100%	100%
Sunderland College, Hartlepool SFC *	100%	100%	100%	100%	100%	100%	100%	100%	100%	100%	100%	100%	100%
Sunderland College, Sunderland to Hartlepool							100%	100%	100%	100%	100%	100%	<12 Months
Sunderland College, Washington Campus	100%	100%	100%	100%	100%	100%	99.90%	100%	96.27%	100%	100%	100%	99.68%
Teesside University *	100%	100%	100%	100%	100%	100%	100%	100%	100%	100%	100%	100%	100%
Tees Valley Collaborative Trust, Prior Pursglove College *	100%	100%	100%	100%	100%	100%	100%	100%	100%	100%	100%	100%	100%
Tees Valley Collaborative Trust, Stockton Sixth Form College *	100%	100%	100%	100%	100%	100%	100%	100%	100%	100%	100%	100%	100%
The Cambian Group, Mencap Dilston College *	100%	100%	100%	100%	100%	100%	100%	100%	100%	100%	100%	100%	100%

Service	May 17	Jun 17	Jul 17	Aug 17	Sep 17	Oct 17	Nov 17	Dec 17	Jan 18	Feb 18	Mar 18	Apr 18	12 Month Rolling Availability
Tyne Coast College, South Tyneside College *	100%	100%	100%	100%	100%	100%	100%	100%	100%	100%	100%	100%	100%
Tyne Coast College, Tyne Metropolitan College *	100%	100%	100%	100%	100%	100%	97.42%	100%	100%	100%	100%	100%	99.78%
University of Durham *	100%	100%	100%	100%	100%	100%	100%	100%	100%	100%	100%	100%	100%
University of Durham, Arthur Holmes Building - Holliday Building					100%	100%	100%	100%	100%	100%	100%	100%	<12 Months
University of Durham, Josephine Butler Building - Wolfson Building					100%	100%	100%	100%	100%	100%	100%	100%	<12 Months
University of Newcastle upon Tyne *	100%	100%	100%	100%	100%	100%	100%	100%	100%	100%	100%	100%	100%
University of Northumbria at Newcastle *	100%	100%	100%	100%	100%	100%	100%	100%	100%	100%	100%	100%	100%
University of Sunderland *	100%	100%	100%	100%	100%	100%	100%	100%	100%	100%	100%	100%	100%
Workers' Educational Association, North East	100%	100%	100%	100%	96.06%	100%	100%	100%	100%	100%	99.74%	100%	99.65%

Connection outages for current month

Maintenance outages are included in this table - only unscheduled maintenance is counted against availability.

Some of the outages reported below are on circuits which are not connected through the selected region - they appear in the table because they are part of a service whose primary connection does belong to this region.

Connection	Start Date and Time	End Date and Time	Parking hh:mm	Duration hh:mm	Fault Type	Description
Sunderland College, Hartlepool SFC, via Teeside University	07/04/2018 18:19	08/04/2018 00:39	00:00	06:20	Unknown reason for outage	Unknown
Sunderland College, Hartlepool SFC, via Teeside University	09/04/2018 01:48	09/04/2018 02:42	00:00	00:54	Unknown reason for outage	Unknown
Sunderland College, Hartlepool SFC, via Newcastle University	06/04/2018 12:42	06/04/2018 13:03	00:00	00:21	Telco Scheduled Maintenance	Telco maintenance
Sunderland College, Hartlepool SFC, via Newcastle University	18/04/2018 14:11	19/04/2018 07:18	00:00	17:07	Unknown reason for outage	Unknown - telco and customer investigated
New College Durham, Sports Building	10/04/2018 02:23	10/04/2018 05:00	00:00	02:37	Unknown reason for outage	Unknown